







# ISOLAR ORNILUX® SCREEN PRINT – VISIBLE MARKINGS ON GLASS

Arnold Glas has committed to offer a wide range of Bird Protection Glass solutions to planners, architects and homeowners.

In some cases fully transparent glass is not always needed or desired. For situations where visible markings are needed, we recommend using our ORNILUX® ScreenPrint products in one of the following tested designs.

Screen Print Designs	Printed Surface	Example Photo
<p><b>ISOLAR ORNILUX® ScreenPrint “Stripes 10/60”</b>                      6 tempered with Screen Print                      1 cm Wide Stripes with 6 cm Spacing                      Color; Traffic White (similar to RAL 9016)                       Screen Print to surface 1</p>		

Screen Print Designs	Printed Surface	Example Photo
<p><b>ISOLAR ORNILUX® ScreenPrint “Rings” Two-Color</b>                      6 tempered with Screen Print                      2 Parallel Rows of Rings                      1 Row of Rings Turquoise (similar to RAL 5018)                      1 Row of Rings Black (similar to RAL 9005)                       Screen Print to surface 1</p>		

Screen Print Designs	Printed Surface	Example Photo
<p><b>ISOLAR ORNILUX® ScreenPrint “Stripes 2/30”</b>                      6 tempered with Screen Print                      2 mm Wide Stripes with 30 mm Spacing                      Color: NCS S 0500-N (similar to RAL 9016 – Traffic White)                       Screen Print to surface 2</p>		

Screen Print Designs	Printed Surface	Example Photo
<p><b>ISOLAR ORNILUX® ScreenPrint “Stripes 3/15”</b>                      6 tempered with Screen Print                      3 mm Wide Stripes with 15 mm Spacing                      Color: Traffic White (similar to RAL 9016)                       Screen Print to surface 1</p>	